

How To Collect One-Day Stool Sample

Please complete necessary information

2 ml

SAMPLING BOTTLE
Store below 30°C(86°F)

Name: _____
Age: _____
Date: _____
LOT NO. _____
EXP. DATE _____

Sex: M • F

Remember to write down your sampling date

Sitting-style toilet



Squatting-style toilet



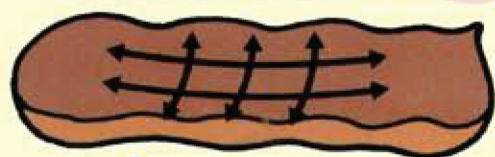
Folded toilet tissue

In case of too much sample, it may effect result accuracy

Sampling Quality

Cover groove completely

Collect sample by scrapping on the surface as shown below.



Insert **ONCE** and push in the cap



Sample one Bottle

Store the sampling bottle in a cool and dark place



Send the bottle in the plastic bag provided as soon as possible



DO's

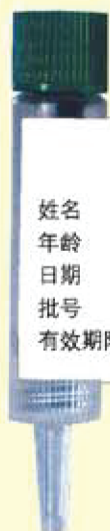
1. Collect sample from fresh stool.

DONT's

1. **DO NOT** discard the liquid in the bottle.
2. **DO NOT** add water into the bottle.
3. **DO NOT** use sampling probe onto human body directly.
4. **DO NOT** use the sampling bottle other than the purpose for sampling.
5. **DO NOT** collect sample if you have any bleeding conditions, for examples hemorrhoids or menstrual bleeding.

如何采集一天的粪便样本

请填写必要的
个人资料



采便管
保存在30°C以下

姓名
年龄
日期
批号
有效期限

性别: 男 · 女

记得写上采便日期

坐式马桶



蹲式马桶



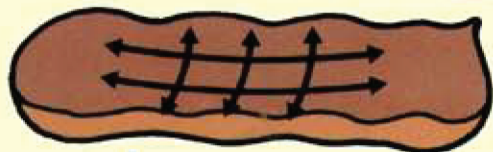
折叠厕纸

如果采样太多, 将会
影响到结果的准确性

采样的
质量

完全覆盖
凹槽部分

请刮起粪便样本
的表面
(如下图所示)



把样本伸入一次,
旋紧瓶盖上。

采集一管
样品

把采便管放
置在阴凉地
方



尽早把采本
便管提交
检验室

注意事项

1. 请采集新鲜的粪便样本
2. 不要丢弃采便管内的液体
3. 不要加水进入采便管内
4. 不要把采便管直接插入体内
5. 不要将采便管用于采粪便以外的用途
6. 如果您有任何出血的情况, 比如痔疮出血或月经期间, 都不可以采样